

Date: 10th November, 2020

To
The General Manager,
Listing Department
NSE Limited-SME Platform
Exchange Plaza, C-1, Block G,
Bandra Kurla Complex, Bandra (E)
Mumbai-400051

SYMBOL -SHANTI

SUB:- OUTCOME OF THE BOARD MEETING HELD ON 10TH NOVEMBER, 2020

Dear Sir,

This is to inform you that the Board of Directors of the Company has, inter alia, approved the Unaudited Standalone & Consolidated Financial Results for the half year ended on 30th September, 2020 in their meeting held on 10th November, 2020 at the Registered Office of the Company commenced at 2.00 P.M. and concluded at **9:00 P.M.**

As required under Regulation 33 of the SEBI (Listing Obligations and Disclosure Requirements) Regulations, 2015, please find attached the Unaudited Standalone & Consolidated Financial Results for the half year ended on 30th September, 2020 along with Limited Review Report by the Auditors of the Company.

A copy of the same will be updated on the Company's Website.


Kindly take the information on record.

Thanking You,
Yours faithfully,
For Shanti Overseas (India) Limited


Mukesh Kacholia
DIN: 00376922
Managing Director



Encl: As Above



Muchhal & Gupta

Chartered Accountants

301, Shalimar Corporate Centre,
8-A, South Tukoganj, Indore-452001
Ph: 0731-2519818, 4046818

E-mail: ca.mandg@gmail.com

Independent Auditor's Limited Review Report on Standalone Unaudited Half yearly Financial Results of the Company pursuant to the Regulation 33 of the SEBI (Listing Obligations and Disclosure Requirements) Regulations, 2015

To
The Board of Directors
Shanti Overseas (India) Limited
Indore – M.P.

1. We have reviewed the accompanying statement of Standalone Unaudited Financial Results of Shanti Overseas (India) Limited ('the Company') for the half year ended 30th September, 2020 ("the Statement") attached herewith, being submitted by the Company pursuant to requirements of Regulation 33 of the SEBI (Listing Obligations and Disclosures Requirements) Regulations, 2015 (the "Listing Regulations, 2015"). This statement is the responsibility of the Company's Management and has been approved by the Board of Directors. Our responsibility is to issue a report on the statement based on our review.
2. We conducted our review in accordance with the Standard on Review Engagement (SRE) 2410 'Review of Interim Financial information performed by the independent auditor of the Entity' issued by the Institute of Chartered Accountants of India. This standard requires that we plan and perform the review to obtain moderate assurance as to whether the statements is free of material misstatement. A review is limited primarily to inquiries of company personnel and analytical procedures applied to financial data and thus provides less assurance than an audit. We have not performed an audit and accordingly, we do not express an audit opinion.
3. Based on our review conducted as above, nothing has come to our attention that causes us to believe that the accompanying statement has not been prepared in all material respects in accordance with the applicable accounting standards prescribed under section 133 of the Companies Act, 2013, read with Rule 7 of the Companies (Accounts) Rules, 2014 and other recognized accounting practices and policies has not disclosed the information required to be disclosed in terms of Regulation 33 of the Regulations, 2015 including the manner in which it is to be disclosed, or that it contains any material misstatement.

10 November 2020
Indore

For Muchhal & Gupta.
Chartered Accountants
FRN: 004423C


Prakash C. Gupta
(Partner)

M.No.:- 073011

UDIN: 20073011AAAACW6181



Shanti Overseas (India) Limited				
Statement of Assets and Liabilities				
Under Regulation 33 of the SEBI (Listing Obligation and Disclosure Requirements) Regulations, 2015				
Unaudited Standalone Statement of Assets and Liabilities				
(IN LACS)				
Sr. No.	Particulars	As at 30th September, 2020 In Rs. Unaudited	As at 30th September, 2019 In Rs. Unaudited	As at 31st March, 2020 In Lacs Audited
A	EQUITY AND LIABILITIES			
1	Shareholders' funds			
(a)	Share capital	1,110.60	740.40	1,110.60
(b)	Reserves and surplus	1,983.45	2,533.91	1,975.34
(c)	Money received against share warrants			
	Sub-total - Shareholders' funds	3,094.05	3,274.31	3,085.94
2	Share application money pending allotment	-	-	-
3	Minority interest	-	-	-
4	Non-current liabilities			
(a)	Long-term borrowings	1,059.71	572.09	326.49
(b)	Deferred tax liabilities (net)	48.58	75.05	59.19
(c)	Other long-term liabilities	-	-	-
(d)	Long-term provisions	5.83	1.13	5.83
	Sub-total - Non-current liabilities	1,114.12	648.27	391.51
5	Current liabilities			
(a)	Short-term borrowings	3,136.30	2,434.40	2,914.67
(b)	Trade payables			
	(i) total outstanding dues of micro enterprises and small enterprises; and	-	-	-
	(ii) total outstanding dues of creditors other than micro enterprises and small enterprises	324.63	514.65	241.77
(c)	Other current liabilities	278.79	524.95	268.72
(d)	Short-term provisions	94.62	137.00	98.06
	Sub-total - Current liabilities	3,834.33	3,611.01	3,523.22
	TOTAL - EQUITY AND LIABILITIES	8,042.50	7,533.59	7,000.67
B	ASSETS			
1	Non-current assets			
(a)	Fixed assets			
	(i) Tangible Assets	2,136.65	2,425.26	2,287.93
	(ii) Intangible assets	-	-	-
	(iii) Capital work-in-progress	-	-	-
	(iv) Intangible assets under development	-	-	-
(b)	Goodwill on consolidation	-	-	-
(c)	Non-current investments	457.00	457.00	457.00
(d)	Deferred tax assets (net)	-	-	-
(e)	Long-term loans and advances	56.11	56.11	56.11
(f)	Other non-current assets	47.21	67.45	47.21
	Sub-total - Non-current assets	2,696.97	3,005.82	2,848.26
2	Current assets			
(a)	Current investments	-	-	-
(b)	Inventories	1,178.18	526.95	1,072.84
(c)	Trade receivables	2,852.94	1,597.06	1,860.96
(d)	Cash and cash equivalents	148.44	143.79	133.08
(e)	Short-term loans and advances	1,154.86	1,945.23	967.73
(f)	Other current assets	11.11	314.74	117.80
	Sub-total - Current assets	5,345.53	4,527.77	4,152.41
	TOTAL-ASSETS	8,042.50	7,533.59	7,000.67

NOTES:-

1. The audit committee has reviewed the above results and the Board of Directors has approved the above results and its release at their respective meetings held on 10th November, 2020.
2. The Figures for the corresponding previous period have been regrouped/ reclassified wherever necessary, to make them comparable.
3. The above financials have been prepared in accordance with AS-25 Interim Financial Reporting prescribed under section 133 of Companies Act and other recognized accounting practices and policies to the extent applicable.

For & on behalf of the Board of Directors

Place:- Indore

Date:- 10th November, 2020

DR. M. S. INDU BHASKAR & GUPTA,
CHARTERED ACCOUNTANTS,
(PRAKASH C. GUPTA)
PARTNER,
M. No. 73011



Mukesh Kacholia

Mukesh Kacholia
Managing Director

DIN:- 00376922

SHANTI OVERSEAS (INDIA) LIMITED

Regd. Off.: 215-216, Vikram Tower, 1st Floor, Indore, (M.P.) 452001

Email id: cs@shantioverseas.com, cfo@shantioverseas.com

Website: www.shantioverseas.com

CIN: L51211MP2011PLC025807

Statement of Standalone Unaudited Financial Results for the Half Year Ended on 30th September, 2020

(IN LACS)

Sr. No.	Particulars	Half Yearly			Yearly	
		30.09.2020 Unaudited	30.09.2019 Unaudited	31.03.2020 Audited	31.03.2020 Audited	31.03.2019 Audited
1	Income					
	I. Revenue from operations	7,150.93	7,752.44	6,848.46	14,600.89	16,698.28
	II. Other income	10.09	17.16	13.05	30.22	49.21
	Total Revenue (I+II)	7,161.02	7,769.60	6,861.51	14,631.11	16,747.49
2	Expenses					
	a) Cost of material Consumed	5,787.59	5,578.82	5,748.98	11,327.80	11,062.61
	b) Purchase of Stock in Trade	308.03	689.73	252.65	942.39	2,720.08
	c) Changes in Inventories of Finished goods, Work in Progress and Stock in Trade	(148.37)	(168.42)	(239.98)	(408.40)	(11.97)
	d) Employee Benefits Expense	119.40	152.78	131.60	284.39	289.95
	e) Finance Cost	132.61	142.61	154.17	296.78	352.91
	f) Depreciation & Amortisation Expense	158.81	187.81	195.74	383.55	314.58
	g) Other Expenditure	791.99	860.00	873.31	1,733.31	1,000.71
	Total Expenses	7,150.07	7,443.33	7,116.48	14,559.81	15,728.87
3	Profit/(Loss) before Exceptional and extraordinary items and tax Expenses (1-2)	10.95	326.27	-254.97	71.30	1,018.61
4	Exceptional items	-	-	-	-	-
5	Profit/(Loss) before extraordinary items and tax Expenses (3-4)	10.95	326.27	(254.97)	71.30	1,018.61
6	Extra ordinary Item	-	-	-	-	-
7	Profit/(Loss) before tax Expenses (5-6)	10.95	326.27	(254.97)	71.30	1,018.61
8	Tax expenses					
	(i) Current Tax	13.46	85.74	(50.74)	35.00	268.79
	(ii) Deferred Tax	(10.61)	4.82	(15.86)	(11.05)	716.03
9	Net Profit (+)/ Loss(-) for the Period (7-8)	8.10	235.72	(188.37)	47.35	733.79
10	Paid Up Equity Share Capital (Face Value of Rs. 10/- each)	1,110.60	740.40	1,110.60	1,110.60	740.40
11	Earning per share of Rs. 10/- each					
(i)	a) Basic (Weighted average basis)	0.07	3.18	(1.70)	0.43	9.91
	b) Adjusted EPS (Weighted average basis)	0.07	2.12	(1.70)	0.43	6.61
11	Earning per share (After Extra ordinary Items) of Rs. 10/- each					
(ii)	a) Basic (Weighted average basis)	0.07	3.18	(1.70)	0.43	9.91
	b) Adjusted EPS (Weighted average basis)	0.07	2.12	(1.70)	0.43	6.61

OF M/S. MUCHHAL & GUPTA
CHARTERED ACCOUNTANTS.

(PRAKASH C. GUPTA)
PARTNER.
M. No. 73011

For & on behalf of the Board of Directors



Mukesh Kacholia

Mukesh Kacholia
Managing Director
DIN:- 00376922

Place:- Indore

Date:- 10th November, 2020

Shanti Overseas (India) Limited			
Standalone Cash Flow For the Half Year Ended on 30 th September, 2020			(IN LACS)
Particulars	Half Year Ended on	Half Year Ended on	Year Ended on
	30.09.2020	30.09.2019	31.03.2020
	Amount	Amount	Amount
A CASH FLOW FROM OPERATING ACTIVITIES			
Net Profit Before Tax	10.95	326.27	71.30
Adjustments for:			
Depreciation	158.81	187.81	383.55
Interest & Finance Charges	132.61	142.61	296.78
Interest on Deposit		(0.21)	(9.20)
Interest Received	-	-	-
(Profit)/Loss On sale of fixed Asset	-	-	-
Decrease/(Increase) in Non-Current Assets	-	-	20.23
Operating Profit before Working Capital Changes	302.38	656.47	762.67
Adjustments for:			
Decrease/(Increase) in Receivables	(991.97)	1,389.50	1,125.60
Decrease/(Increase) in Inventories	(105.34)	(307.59)	(853.48)
Increase/(Decrease) in Payables	82.86	179.19	(93.69)
Increase/(Decrease) in Short Term Provision	(3.44)	(188.78)	(227.72)
Decrease/(Increase) in Other Current Assets	0.81	21.41	218.34
Increase/(Decrease) in Other Current Liabilities	10.07	122.47	(58.28)
Increase/(Decrease) in Long Term Provision	-	-	4.70
Decrease/(Increase) in Long term Advances		2.51	2.51
Decrease/(Increase) in Short term Advances	(81.25)	(513.36)	388.65
Cash generated from operations	(785.89)	1,361.83	1,269.29
Income Tax paid	13.46	85.74	35.00
Net Cash flow from Operating activities	(799.34)	1,276.09	1,234.29
B CASH FLOW FROM INVESTING ACTIVITIES			
Increase in Investments	-	-	-
Interest on Deposit	-	0.21	9.20
Increase in Fixed Assets (Net)	(7.53)	(51.11)	(109.53)
Interest Received	-	-	-
Net Cash used in Investing activities	(7.53)	(50.90)	(100.32)
C CASH FLOW FROM FINANCING ACTIVITIES			
Proceeds from issue of Shares	-	-	-
Increase in Long term Borrowings	733.22	(446.22)	(691.81)
Increase in Short term Borrowings	221.63	(630.22)	(149.94)
Dividend Paid	-	-	-
Interest paid	(132.61)	(142.61)	(296.78)
Net Cash used in financing activities	822.23	(1,219.04)	(1,138.53)
Net increase in Cash & Cash Equivalents (A+B+C)	15.37	6.15	(4.56)
Cash and Cash equivalents as at the beginning of the period	133.08	137.64	137.64
Cash and Cash equivalents as at the end of the year	148.44	143.79	133.08

Cash & Cash Equivalents	Half Year Ended on	Half Year Ended on	Year Ended on
	30.09.2020	30.09.2019	31.03.2020
i Cash on Hand	1.16	0.68	1.25
ii Cash at Bank	26.33	29.29	10.88
iii Bank deposits with more than twelve months maturity	120.95	113.82	120.95
Cash & Cash equivalents as stated (i+ii+iii)	148.44	143.79	133.08

Place:- Indore

Date:- 10th November, 2020

M/S. MUCHHAL & GUPTA
CHARTERED ACCOUNTANTS.

(PRAKASH C. GUPTA)
PARTNER.
M. No. 73011

For & on behalf of the Board of Directors



Mukesh Kacholia

Mukesh Kacholia
Managing Director

DIN:- 00376922

Shanti Overseas (India) Limited
Reporting of Standalone Unaudited Segment wise Revenue, Results and Capital Employed
Under Regulation 33 of the SEBI (Listing Obligation and Disclosure Requirements) Regulations, 2015

(IN LACS)

Particulars	Half Yearly			Yearly	
	30.09.2020 Unaudited	30.09.2019 Unaudited	31.03.2020 Audited	31.03.2020 Audited	31.03.2019 Audited
1. Segment Revenue					
(a) Segment – Manufacturing	7,161.02	7,769.39	6,858.98	14,628.36	15,781.35
(b) Segment – Trading	-	0.21	2.53	2.75	966.13
Total	7,161.02	7,769.60	6,861.51	14,631.11	16,747.49
Less: Inter Segment Revenue	-	-	-	-	-
Net Segment Revenue	7,161.02	7,769.60	6,861.51	14,631.11	16,747.49
2. Segment Results (Profit)(+)/ Loss (-) before tax and interest)					
(a) Segment – Manufacturing	147.41	482.84	(88.97)	393.88	1,424.58
(b) Segment – Trading	(3.84)	(13.96)	(11.84)	(25.80)	(53.06)
Total	143.57	468.88	(100.81)	368.08	1,371.52
Less: i) Interest	(132.61)	(142.61)	(154.17)	(296.78)	(352.91)
Total Profit Before Tax	10.95	326.27	(254.98)	71.30	1,018.61
3. Segment Assets					
(a) Segment – Manufacturing	7,471.10	6,031.06	6,424.37	6,424.37	6,791.77
(b) Segment – Trading	571.40	1,502.52	576.30	576.30	1,464.83
Total	8,042.50	7,533.59	7,000.67	7,000.67	8,256.60
4. Segment Liabilities					
(a) Segment – Manufacturing	4,898.26	4,175.81	3,852.80	3,852.80	4,771.97
(b) Segment – Trading	50.19	83.46	61.93	61.93	446.03
Total	4,948.46	4,259.27	3,914.73	3,914.73	5,218.00
5. Capital Employed					
Total	8,042.50	7,533.59	7,000.67	7,000.67	8,256.60

For & on behalf of the Board of Directors

OF M/S. MUGHAL & GUPTA
 CHARTERED ACCOUNTANTS.


(PRAKASH C. GUPTA)
 PARTNER.
 M. No. 73011



M. Kacholia
 Mukesh Kacholia
 Managing Director
 DIN:- 00376922

Place:- Indore

Date:- 10th November, 2020



Muchhal & Gupta

Chartered Accountants

301, Shalimar Corporate Centre,
8-A, South Tukoganj, Indore-452001
Ph: 0731-2519818, 4046818

E-mail: ca.mandg@gmail.com

Independent Auditor's Limited Review Report on Consolidated Unaudited Half Yearly Financial Results of the Company Pursuant to the Regulation 33 of the SEBI (Listing Obligations and Disclosure Requirements) Regulations, 2015

To,
The Board of Directors
Shanti Overseas (India) Limited
Indore-M.P.

1. We have reviewed the accompanying Statement of Consolidated Unaudited Financial Results of Shanti Overseas (India) Limited and its subsidiaries (the Parent and its subsidiaries together referred to as "the Group") for the half year ended 30th September 2020 ("the Statement"), being submitted by the Parent pursuant to the requirement of Regulation 33 of the SEBI (Listing Obligation and Disclosure Requirements) Regulations, 2015, as amended.
2. This Statement, which is the responsibility of the Parent's Management and approved by the Parent's Board of Directors, has been prepared in accordance with the recognition and measurement principles laid down in Accounting Standard 25 "Interim Financial Reporting" ("AS 25"), prescribed under Section 133 of the Companies Act, 2013, and other accounting principles generally accepted in India. Our responsibility is to express a conclusion on the Statement based on our review.
3. We conducted our review in accordance with the Standard on Review Engagements (SRE) 2410 "Review of Interim Financial Information Performed by the Independent Auditor of the Entity, issued by the Institute of Chartered Accountants of India. A review of interim financial information consists of making inquiries, primarily of persons responsible for financial and accounting matters and applying analytical and other review procedures. A review is substantially less in scope than an audit conducted in accordance with Standards on Auditing and consequently does not enable us to obtain assurance that we would become aware of all significant matters that might be identified in an audit. Accordingly, we do not express an audit opinion.

We also performed procedures in accordance with the circular issued by the SEBI under Regulation 33 (8) of the SEBI (Listing Obligations and Disclosure Requirements) Regulations, 2015, as amended, to the extent applicable.

4. The Statement includes the results of the following entity:
 - i) Shaan Agro Oils & Extractions Private Limited (100% Subsidiary)
 - ii) Biograin Protinex Private Limited (100% Subsidiary)




5. Based on our review conducted as stated above, nothing has come to our attention that causes us to believe that the accompanying Statement, prepared in accordance with the recognition and measurement principles laid down in the aforesaid Indian Accounting Standard and other accounting principles generally accepted in India, has not disclosed the information required to be disclosed in terms of Regulation 33 of the SEBI (Listing Obligations and Disclosure Requirements) Regulations, 2015, as amended, including the manner in which it is to be disclosed, or that it contains any material misstatement.
6. The Consolidated unaudited financial results includes the financial statements of two subsidiaries, whose interim financial statements/ financial information reflect total assets of Rs. 18,43,38,153 as on 30th September 2020, total revenue of Rs. 21,17,54,050, total net profit/(loss) after tax of Rs. (1,26,38,940) for the half year ended 30th September 2020 as considered in the consolidated half year financial results.
- Our conclusion on the Statement is not modified in respect of the above matters.

10 November 2020
Indore



**For Muchhal & Gupta.
Chartered Accountants
FRN: 004423C**


**Prakash C. Gupta
(Partner)
M.No.: - 073011
UDIN: 20073011AAAACX6666**

Shanti Overseas (India) Limited				
Statement of Assets and Liabilities				
Under Regulation 33 of the SEBI (Listing Obligation and Disclosure Requirements) Regulations, 2015				
Unaudited Consolidated Statement of Assets and Liabilities				
(IN LACS)				
Sr. No.	Particulars	As at 30th September, 2020 In Rs. Unaudited	As at 30th September, 2019 In Rs. Unaudited	As at 31st March, 2020 Rs. Audited
A	EQUITY AND LIABILITIES			
1	Shareholders' funds			
(a)	Share capital	1,110.60	740.40	1,110.60
(b)	Reserves and surplus	1,688.27	2,505.13	1,806.56
(c)	Money received against share warrants			
	Sub-total - Shareholders' funds	2,798.87	3,245.53	2,917.16
2	Share application money pending allotment			
3	Minority interest	-	-	-
4	Non-current liabilities			
(a)	Long-term borrowings	1,435.71	948.09	602.49
(b)	Deferred tax liabilities (net)	99.34	132.39	112.69
(c)	Other long-term liabilities	-	-	-
(d)	Long-term provisions	5.83	1.13	5.83
	Sub-total - Non-current liabilities	1,540.88	1,081.61	721.01
5	Current liabilities			
(a)	Short-term borrowings	3,409.53	2,733.58	3,157.98
(b)	Trade payables			
	(i) total outstanding dues of micro enterprises and small enterprises; and	-	-	-
	(ii) total outstanding dues of creditors other than micro enterprises and small enterprises	325.61	752.75	276.23
(c)	Other current liabilities	356.46	511.78	376.16
(d)	Short-term provisions	100.97	167.32	104.67
	Sub-total - Current liabilities	4,192.57	4,165.43	3,915.04
	TOTAL - EQUITY AND LIABILITIES	8,532.32	8,492.57	7,553.21
B	ASSETS			
1	Non-current assets			
(a)	Fixed assets			
	(i) Tangible Assets	3,188.01	3,603.59	3,397.10
	(ii) Intangible assets	-	-	-
	(iii) Capital work-in-progress	-	-	-
	(iv) Intangible assets under development	-	-	-
(b)	Goodwill on consolidation	-	-	-
(c)	Non-current investments	-	-	-
(d)	Deferred tax assets (net)	-	-	-
(e)	Long-term loans and advances	56.11	56.11	56.11
(f)	Other non-current assets	49.07	67.69	49.06
	Sub-total - Non-current assets	3,293.20	3,727.40	3,502.27
2	Current assets			
(a)	Current investments	-	-	-
(b)	Inventories	1,734.10	1,302.07	1,528.72
(c)	Trade receivables	1,957.55	1,665.60	1,054.40
(d)	Cash and cash equivalents	151.88	147.15	136.29
(e)	Short-term loans and advances	1,384.15	1,332.32	1,316.73
(f)	Other current assets	11.43	318.03	14.79
	Sub-total - Current assets	5,239.12	4,765.18	4,050.93
	TOTAL-ASSETS	8,532.32	8,492.57	7,553.21

NOTES:-

1. The audit committee has reviewed the above results and the Board of Directors has approved the above results and its release at their respective meetings held on 10th November, 2020.
2. The Figures for the corresponding previous period have been regrouped/ reclassified wherever necessary, to make them comparable.
3. The above financials have been prepared in accordance with AS-25 Interim Financial Reporting prescribed under section 133 of Companies Act and other recognized accounting practices and policies to the extent applicable.

of M/s. MUCHHAL & GUPTA
CHARTERED ACCOUNTANTS.

(PRAKASH C. GUPTA)
PARTNER.

M. No. 73011

For & on behalf of the Board of Directors



M. Kacholia

Mukesh Kacholia
Managing Director

DIN:- 00376922

Place:- Indore

Date:- 10th November, 2020

SHANTI OVERSEAS (INDIA) LIMITED

Regd. Off.: 215-216, Vikram Tower, 1st Floor, Indore, (M.P.) 452001

Email id: cs@shantioverseas.com, cfo@shantioverseas.com

Website: www.shantioverseas.com

CIN: L51211MP2011PLC025807

Statement of Consolidated Unaudited Financial Results for the Half Year Ended on 30th September, 2020

(IN LACS)

Sr. No.	Particulars	Half Yearly			Yearly	
		30.09.2020 Unaudited	30.09.2019 Unaudited	31.03.2020 Audited	31.03.2020 Audited	31.03.2019 Audited
1	Income					
	I. Revenue from operations	8,054.24	8,167.01	7,723.38	15,890.40	17,347.29
	II. Other income	1.14	8.16	4.05	12.22	35.99
	Total Revenue (I + II)	8,055.39	8,175.18	7,727.43	15,902.61	17,383.28
2	Expenses					
	a) Cost of material Consumed	6,752.29	5,972.33	8,596.41	12,018.90	11,901.79
	b) Purchase of Stock in Trade	308.03	689.73	(2,098.58)	1,140.99	2,720.08
	c) Changes in Inventories of Finished goods, Work in Progress and Stock in Trade	(235.48)	(387.59)	(67.84)	(455.43)	(353.76)
	d) Employee Benefits Expense	142.96	161.03	156.19	317.23	301.39
	e) Finance Cost	158.46	169.12	193.62	362.74	403.55
	f) Depreciation & Amortisation Expense	227.14	261.38	277.99	539.37	420.88
	g) Other Expenditure	820.16	881.40	1,093.62	1,975.02	1,018.50
	Total Expenses	8,173.57	7,747.41	8,151.41	15,898.82	16,412.44
3	Profit/(Loss) before Exceptional and extraordinary items and tax Expenses (1-2)	(118.18)	427.77	(423.97)	3.79	970.84
4	Exceptional items	-	-	-	-	-
5	Profit/(Loss) before extraordinary items and tax Expenses (3-4)	(118.18)	427.77	(423.97)	3.79	970.84
6	Extra ordinary Item	-	-	-	-	-
7	Profit/(Loss) before tax Expenses (5-6)	(118.18)	427.77	(423.97)	3.79	970.84
8	Tax expenses					
	(i) Current Tax	13.46	110.89	(75.89)	35.00	268.79
	(ii) Deferred Tax	(13.35)	6.05	(19.71)	(13.66)	72.14
9	Net Profit (+)/ Loss(-) for the Period (7-8)	(118.28)	310.83	(328.38)	(17.55)	629.90
10	Paid Up Equity Share Capital (Face Value of Rs. 10/- each)	1,110.60	740.40	1,110.60	1,110.60	740.40
11	Earning per share of Rs. 10/- each					
(i)	a) Basic (Weighted average basis)	(1.07)	4.20	(2.96)	(0.16)	8.51
	b) Adjusted EPS (Weighted average basis)	(1.07)	0.28	(2.96)	(0.16)	0.57
11	Earning per share (After Extra ordinary Items) of Rs. 10/- each					
(ii)	a) Basic (Weighted average basis)	(1.07)	4.20	(2.96)	(0.16)	8.51
	b) Adjusted EPS (Weighted average basis)	(1.07)	0.28	(2.96)	(0.16)	0.57

or M/s. MUCHHAL & GUPTA
CHARTERED ACCOUNTANTS.

(PRAKASH C GUPTA)
PARTNER.

M. No. 73011

For & on behalf of the Board of Directors



Mukesh Kacholia

Mukesh Kacholia
Managing Director

DIN:- 00376922

Place:- Indore

Date:- 10th November, 2020

Shanti Overseas (India) Limited			
Consolidated Cash Flow For the Half Year Ended on 30 th September, 2020			(IN LACS)
Particulars	Half Year Ended on 30.09.2020	Half Year Ended on 30.09.2019	Year Ended on 31.03.2020
A	CASH FLOW FROM OPERATING ACTIVITIES		
Net Profit Before Tax	(118.18)	427.77	3.79
Adjustments for:			
Depreciation	227.14	261.38	539.37
Interest & Finance Charges	158.46	169.12	362.74
Interest on Deposit	0.00	(0.21)	(9.20)
Interest Received	-	-	-
(Profit)/Loss On sale of fixed Asset	-	-	-
Decrease/(Increase) in Non-Current Assets	(0.01)	1.53	22.01
Operating Profit before Working Capital Changes	267.41	859.58	918.72
Adjustments for:			
Decrease/(Increase) in Receivables	(903.15)	1,321.03	1,932.23
Decrease/(Increase) in Inventories	(205.38)	(676.46)	(903.11)
Increase/(Decrease) in Payables	49.38	374.17	(102.35)
Increase/(Decrease) in Short Term Provision	(3.70)	(167.32)	(229.97)
Decrease/(Increase) in Other Current Assets	3.36	18.14	213.65
Increase/(Decrease) in Other Current Liabilities	(19.70)	8.62	(126.99)
Increase/(Decrease) in Long Term Provision	0.00	0.00	4.70
Decrease/(Increase) in Long term Advances	0.00	2.51	2.51
Decrease/(Increase) in Short term Advances	(67.42)	(387.96)	(266.51)
Cash generated from operations	(879.21)	1,352.31	1,442.89
Add: Lease Rent Receivable (Previous Year)			
Less: Income Tax paid	13.46	110.89	35.00
Net Cash flow from Operating activities	(865.75)	1,463.21	1,477.89
B	CASH FLOW FROM INVESTING ACTIVITIES		
Increase in Investments			
Interest on Deposit	0.00	0.21	9.20
Increase in Fixed Assets (Net)	(18.05)	(72.49)	(144.00)
Interest Received			
Net Cash used in investing activities	(18.05)	(72.28)	(134.80)
C	CASH FLOW FROM FINANCING ACTIVITIES		
Proceeds from issue of Shares			
Increase in Long term Borrowings	833.22	(446.22)	(791.80)
Increase in Short term Borrowings	251.55	(547.08)	(122.68)
Interest paid	(158.46)	(169.12)	(362.74)
Dividend paid			
Net Cash used in financing activities	926.31	(1,162.42)	(1,277.23)
Net increase in Cash & Cash Equivalents (A+B+C)	15.59	6.72	(4.14)
Cash and Cash equivalents as at the beginning of the period	136.29	140.43	140.43
Cash and Cash equivalents as at the end of the year	151.88	147.15	136.29

Cash & Cash Equivalents	Half Year Ended on 30.09.2020	Half Year Ended on 30.09.2019	Year Ended on 31.03.2020	
i	Cash on Hand	1.64	1.91	2.04
ii	Cash at Bank	29.29	31.42	13.30
iii	Bank deposits with more than twelve months maturity	120.95	113.82	120.95
	Cash & Cash equivalents as stated (i+ii+iii)	151.88	147.15	136.29

of M/s. MUCHHAL & GUPTA
CHARTERED ACCOUNTANTS.

Place:- Indore

Date:- 10th November, 2020

(PRAKASH C. GUPTA)

CHARTERED ACCOUNTANT

M. No. 73011

For & on behalf of the Board of Directors



Mukesh Kacholia

Mukesh Kacholia
Managing Director

DIN:- 00376922

Shanti Overseas (India) Limited

Reporting of Consolidated Unaudited Segment wise Revenue, Results and Capital Employed

Under Regulation 33 of the SEBI (Listing Obligation and Disclosure Requirements) Regulations, 2015

(IN LACS)

Particulars	Half Yearly			Yearly	
	30.09.2020 Unaudited	30.09.2019 Unaudited	31.03.2020 Audited	31.03.2020 Audited	31.03.2019 Audited
1. Segment Revenue					
(a) Segment – Manufacturing	8,055.39	8,174.97	7,724.90	15,899.87	16,417.15
(b) Segment – Trading	-	0.21	2.53	2.75	966.13
Total	8,055.39	8,175.18	7,727.43	15,902.61	17,383.28
Less: Inter Segment Revenue	-	-	-	-	-
Net Segment Revenue	8,055.39	8,175.18	7,727.43	15,902.61	17,383.28
2. Segment Results (Profit)(+)/ Loss (-) before tax and interest					
(a) Segment – Manufacturing	44.12	610.85	-218.52	392.33	1,427.45
(b) Segment – Trading	(3.84)	(13.96)	(11.84)	(25.80)	(53.06)
Total	40.28	596.89	-230.36	366.54	1,374.39
Less: i) Interest	(158.46)	(169.12)	(193.62)	(362.74)	(403.55)
Total Profit Before Tax	(118.18)	427.77	(423.97)	3.79	970.84
3. Segment Assets					
(a) Segment – Manufacturing	8,417.92	7,758.19	7,433.91	7,433.91	8,256.84
(b) Segment – Trading	114.40	734.38	119.30	119.30	696.69
Total	8,532.32	8,492.57	7,553.21	7,553.21	8,953.52
4. Segment Liabilities					
(a) Segment – Manufacturing	5,683.25	5,163.58	4,574.12	4,574.12	5,572.78
(b) Segment – Trading	50.19	83.46	61.93	61.93	446.03
Total	5,733.44	5,247.04	4,636.05	4,636.05	6,018.81
5. Capital Employed					
Total	8,532.32	8,492.57	7,553.21	7,553.21	8,953.52

For & on behalf of the Board of Directors



Mukesh Kacholia
Mukesh Kacholia
Managing Director
DIN:- 00376922

of M/s. MUCHHAL & GUPTA,
CHARTERED ACCOUNTANTS,

Prakash C. Gupta
(PRAKASH C. GUPTA)
PARTNER
M. No. 73011

Place:- Indore

Date:- 10th November, 2020